




































































Table 1: Monitoring progress of improvement project items in Otago Southland 2015-21 RLTPs

Project Details					Project Development and Status						
Project	Project Owner	Current Budget Details	RTC Priority	Current NLTP Status	Business Case Development	When Physical Work Is Anticipated	Project On Schedule To Be Completed As Per RLTP	Current Actions	Status at 31 March 2017	Current Risk Of Non-delivery	Status at 22 May 2018
Stock Effluent Facilities	ES	\$344,200 2015/16	One	Approved	N/A	Late 2016	Yes	Final site details being confirmed		Carry Over to 2018/19	
Pyramid Bridge Replacement	GDC	\$1,750,000 2015-2018	One	Probable	The Combined BC is before GDC, SDC and NZTA at the moment.	2017/18	Yes	Investigation/ design underway		Contract for design now let	
Alternative Scenic Route Seal Extension	SDC	\$7,276,125 2015/16	One	Approved	Business cases completed. Tenders for construction close 10 February 2017.	Mid 2017.	Project scope increased 1 year later than RLTP.	Construction started		Due for completion in late 2018	
Edendale Realignment	NZTA Southland	\$14,327,078 2015-2018	One	Probable	Design underway	Mid 2017	Yes	Implementation approved		Risk – Low	
Elles Road Roundabout	NZTA Southland	\$2,831,760 2015-2017	One	Proposed	Detailed Business Case underway	2017/18	No, construction starting 1 year later	Detail Business Case approved. Awaiting design funding approval.		Risk – Low	
Invercargill Moto Rimu Safety Imp	NZTA Southland	\$1,018,889 2015-2017	Two	Proposed	Design complete	N/A	No	Not on current programme		Does not meet funding criteria. Possible Low Cost/Low Risk	
Longbush In'gill Safety Imp	NZTA Southland	\$473,000 2015-2017	Two	Proposed	Not a capital project	2017/18	No	Not currently on programme		Does not meet funding criteria. Possible Low Cost/Low Risk	

Project Details					Project Development and Status						
Project	Project Owner	Current Budget Details	RTC Priority	Current NLTP Status	Business Case Development	When Physical Work Is Anticipated	Project On Schedule To Be Completed As Per RLTP	Current Actions	Status at 31 March 2017	Current Risk Of Non-delivery	Status at 22 May 2018
Mataura Intersection Improvements	NZTA Southland	\$500,000 2015-2017	Two	Proposed	Not a Capital Project	2016/17	No, construction likely to be delayed	Not currently on approved programme		Does not meet funding criteria. Above threshold for Low Cost/Low Risk	
Milford Rockfall /Avalanche Protect	NZTA Southland	\$4,546,667 2015-2017	One	Probable	Strategic Case Complete	2018	No, construction starting 1 year later	Detailed business case being developed.		Appropriate level of intervention still to be determined. Risk – Low/medium	
Visiting Drivers Signature Project	NZTA Southland	\$5,129,854 2015-2017	One	Probable	Design underway	2017	No, construction starting 1 year earlier	Funding approved.		Low but will not be completed in 2015/18 as planned	
Seal Extension of The Nuggets Road	CDC	\$1,900,000 2015/16 \$855,000 2016/17	One	Approved	NA	April 2016	Yes.	Project completed and in its 12-month maintenance period		Contract complete	
Streetlight LED Upgrade	CDC	\$1,000,000	RLTP Variation	Approved	Completed	2017/18	n/a	Implementation Underway	n/a	Low	
Central City Safety & Accessibility Upgrade	DCC	\$800,000 2015-2017	One	Proposed	PBC approved. Programme Manager being appointed.	Commencing 2018/19	Yes	Indicative business case approved		Low	
Eastern Bypass	DCC	\$2,500,000 2015-2017	One	Proposed	PBC completed. Next stage to be confirmed.	2019/20 – 2021/22	No, Council is reassessing the delivery	Indicative business case approved		Low	

Project Details					Project Development and Status						
Project	Project Owner	Current Budget Details	RTC Priority	Current NLTP Status	Business Case Development	When Physical Work Is Anticipated	Project On Schedule To Be Completed As Per RLTP	Current Actions	Status at 31 March 2017	Current Risk Of Non-delivery	Status at 22 May 2018
							timeframes for this.				
Peninsula Rooding – Portobello Road	DCC	\$49,000,000 2017-2020	One	Probable	Concept/detailed design	2017/18 – 2020/21	Yes	Project construction underway		Low	
Strategic Corridors; Warehouse Precinct	DCC	\$80,000 2017/18	Two	Proposed	PBC completed. Next stage to be confirmed.	Project not yet started. Is in 2021/22 – 2022/23 in RLTP	Tbc	No action to date		Medium	
Street Light Renewal With LED	DCC	\$6,000,000 2016/17	Two	Probable	Completed	2017/18 – 2020/21	No, project delayed by 1 year	Not approved to date		Low	
Central City and NEV Cycle Network	DCC	\$9,240,000 2015-2017	One	Probable	Completed	2017/18 – 2018/19	No will go into next NLTP period	Implementation Phase		Low	
Puddle Alley and Dukes Rd intersection improvements	DCC	\$700,000 2016/17	N/A	Approved	Single stage completed	March – June 2017	N/A	N/A		Project Completed	
Stock Effluent Facilities	ORC	\$1,278,400 2015-2017	One	Approved	Completed	First new STED to be constructed soon; site not yet selected for the second one	No, commencement has been delayed	The parties are investigating a suitable location for the second STED, near Cromwell		Low for one STED; moderate for 2 STEDS	 
Eastern Access Road	QLDC	\$14,950,000 2015/16	One	Proposed	Completed	Completed by December 2017	Yes	All stages approved		Low	

Project Details					Project Development and Status						
Project	Project Owner	Current Budget Details	RTC Priority	Current NLTP Status	Business Case Development	When Physical Work Is Anticipated	Project On Schedule To Be Completed As Per RLTP	Current Actions	Status at 31 March 2017	Current Risk Of Non-delivery	Status at 22 May 2018
Queenstown Integrated Transport Strategy	QLDC	\$450,000 2015-2017	One	Proposed	PBC Completed	Aspects ongoing until 2017/18	Yes	N/A		Low	
Queenstown TC Business Case Implementation	QLDC	\$450,000 2015-2017	Three	Proposed	SC and PBC approved by NZTA	Works in progress.	Yes	Planned work completed to date		Completed	
Wanaka Business Case Implementation	QLDC	\$450,000 2015-2017	Three	Proposed	SC to be reviewed February 2017	Minor works in progress.	No	Planned work complete to date. Project superseded by Wanaka Masterplan		Low	
Streetlight LED Upgrade	QLDC	\$2,000,000	RLTP Variation	Approved	Completed	2017/18	n/a	Implementation Underway	n/a	Low	
Street Light Upgrade 2016.18	WDC	\$1,521,035 2016/17	Three	Probable	Complete and approved by P&I	2016/17 & completion in 2017/18	Yes	Installation of LED light fittings has commenced in Waitaki. First year scheduled for completion end June. Design for State Highways in Waitaki complete. Pricing underway		Nil	
Kataiki Erosion Mitigation	NZTA Otago	\$1,000,000	Three	Proposed	Stage 1 construction	2017/18	No, construction	Construction funding		Risk – Nil	

Project Details					Project Development and Status						
Project	Project Owner	Current Budget Details	RTC Priority	Current NLTP Status	Business Case Development	When Physical Work Is Anticipated	Project On Schedule To Be Completed As Per RLTP	Current Actions	Status at 31 March 2017	Current Risk Of Non-delivery	Status at 22 May 2018
					about to commence		starting 3 years earlier	approved for Stage 2			
Maheno Flood Mitigation	NZTA Otago	\$699,999	One	Proposed	Programme Business Case Underway	N/A	No, is not prioritised in the National Resilience Programme	No approvals to date		Will not be delivered as SH improvement. May be considered as a Low cost/Low risk	
Nevis Bluff Rockfall Protection	NZTA Otago	\$3,041,040	One	Proposed	Entry point to be confirmed	2017/18	No, behind schedule	No approvals to date		Appropriate level of intervention to be determined. Risk – Low	
Pine Hill /Great King Street Intersection Imp	NZTA Otago	\$3,842,080	One	Proposed	Strategic Case underway	Late 2017/18	No, behind schedule	No approvals to date		Needs to integrate with SH1 cycleway Risk – moderate	
Waikouaiti Flood Mitigation	NZTA Otago	\$1,500,000	One	Proposed	Programme Business Case Complete	N/A	No, is not prioritised in the National Resilience Programme	No approvals to date		Will not be delivered as SH improvement. May be considered as a Low cost/Low risk	
Beaumont Bridge Replacement	NZTA Otago	\$19,475,940	Three	Proposed	IBC/DBC underway	2018/19	No, construction starting 2 years earlier	Detail business case approved		Risk – low	
Big Kuri Creek Flood Mitigation	NZTA Otago	\$980,000 2016/17	Three	Proposed	Not a Capital Project	2017/18	No, construction starting 3 years earlier	No approvals to date		Work has been undertaken as an M&O activity, NOT a capital project	
Grant Rd to KF Bridge Improvements	NZTA Otago	\$2,210,680	One	Proposed	Stage 1 construction underway.	Stage 1 2016/17	No, construction	Stage 2 DBC underway		Risk – low	













Project Details					Project Development and Status						
Project	Project Owner	Current Budget Details	RTC Priority	Current NLTP Status	Business Case Development	When Physical Work Is Anticipated	Project On Schedule To Be Completed As Per RLTP	Current Actions	Status at 31 March 2017	Current Risk Of Non-delivery	Status at 22 May 2018
					Stage 2 DBC underway	Stage 2 2019/20	starting 3 years earlier				
Dunedin One Way Pair Cycle Lanes	NZTA Otago	\$8,964,640 2015-2017	One	Proposed	Design underway	2017	Yes	Construction underway		Complete late 2018	
Visiting Drivers Signature Project	NZTA Otago	\$4,822,200	One	Probable	Design underway	2017	No, construction starting 5 years earlier	Funding approved		Low but will not be completed in 2015/18 as planned	
State Highway 88 Shared Path	NZTA Otago	\$16,800,000 2016-2018	N.A. Programme Variation		Design underway	2018/19	Yes	Construction funding approved		Being delivered in tandem with Dunedin – Port Chalmers Safety Improvements	
Oamaru – Dunedin Safety Improvements	NZTA Otago	\$14,789,790	Three	Approved	DBC underway	2018/19	No, construction starting 2 years earlier	DBC underway		Risk – low	
Dunedin Fairfield Safety Improvements	NZTA Otago	\$6,299,756	Two	Approved	Design underway	2017/18	No, construction starting 3 years earlier	Implementation approved		Completed late 2018	
Dunedin – Port Chalmers Safety Improvements	NZTA Otago	\$2,462,400 2016-2018	N/A Programme Variation	Approved	Design underway	2017/18	N/A Program Variation	Construction funding approved		Being delivered in tandem with SH88 Shared Path	

Table 2: Emergency Works Approvals – as claimed to May 2018

Figures based on RCA submitted claims to date

Road Controlling Authority	Approved 1 July 2015 to 30 June 2016	Approved 2016/18	Claimed but Not Approved 2016/18	Total to Date 2015/18 RLTP	Major Work Included
Gore District Council	\$00	\$0	\$0	\$0	N/A
Invercargill City Council	\$0	\$0	\$0	\$0	N/A
Southland District Council	\$97,528	\$522,602	\$0	\$620,130	Chaslands Highway Slip Repairs & Jan 17 Flooding
Southland State Highway Network Operations	Not available	Not available	Not available	Not available	Not available
Central Otago District Council	\$12,389	\$25,659	\$0	\$25,659	Fruit Growers Road Slope Stability
Clutha District Council	\$0	\$0	\$0	\$0	N/A
Dunedin City Council	\$808,146	\$11,406,750	\$0	\$12,214,896	Storm Event June 2015 & July 2017
Queenstown Lakes District Council	\$35,801	\$15,652	\$0	\$31,453	Crown Range Land Instability
Waitaki District Council	\$0	\$939,712	\$0	\$939,712	Flooding Events
Otago State Highway Network Operations	Not available	Not available	Not available	Not available	Not available