



African feather grass Community Meeting

Thursday 23rd April, 7-9pm, Herbert Hall



What we will cover today:

- Introductions
- African feather grass
 - Why is it an issue/pest?
 - What does it look like?
 - ORC response
 - What should I do?
- Q&A

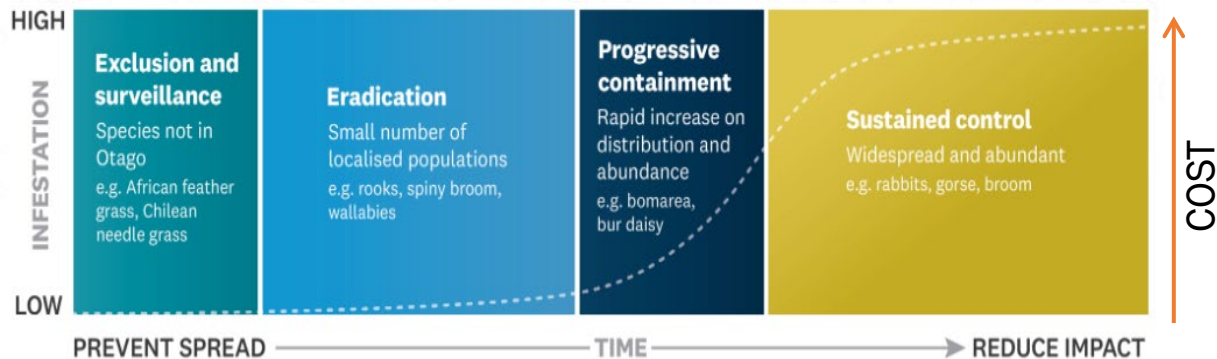
Why is it an issue?

- Exclusion species in RPMP
- Produces large amounts of seed
- Easily spread through:
 - wind, water, stock, clothes, and soil via rhizomes.
- Outcompetes native grass and tussock species
- Infests productive grass land, riverbeds , riverbanks and road verges



Why is it a pest?

- Hard to remove once established
- Affects- environmental and economic values of land
- Prevention is cheaper than a cure

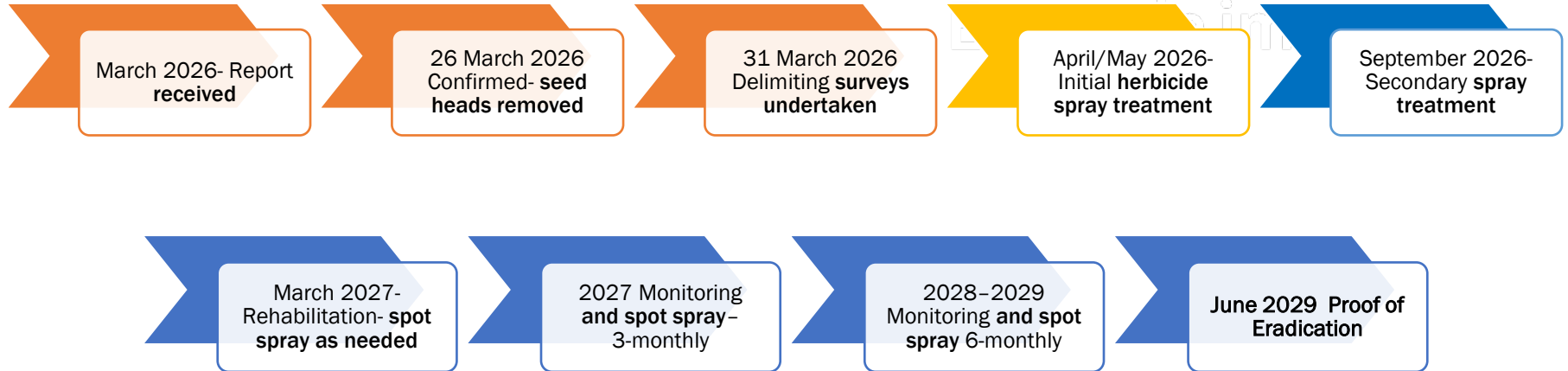


What does it look like?

- Tussock up to 2m tall
- Leaves- thin and ribbed underneath with rough leaf edges
- Casing is covered in hairs
- Flowers- long, thin, yellow-purple spike that stick to clothing, hair and wool




ORC response



What should I do?

- Do not attempt control yourself
- Report any sightings to ORC
- Website: Report A Pest
- Phone: 0800 474 082
- Email: customerservices@orc.govt.nz

Report this pest!



Your report is a valuable way to help protect Otago's environment. This information alerts our biosecurity team to any potential biosecurity threats in the Otago region. Feedback via this form is monitored during office hours Mon-Fri 8am-5pm. Your request will be reviewed, and we will be in contact if we have any further questions.

Pest sighting details ▾

Are you reporting a wallaby?*

Yes No

Pest type*

Animal Plant Aquatic

Pest species
Select from dropdown

African feather grass ▾

Interested in learning about the legal rules for this pest? Click below.



Report this pest



Help us find African feather grass

You must notify Otago Regional Council if you suspect the presence of this pest.

If you think you've seen it:



Note the location



Take a photo (if possible)



Report this pest at orc.govt.nz/reportpests



Any questions?